

# BOYS, GIRLS AND OTHER MYTHOLOGICAL CREATURES

TNB YOUNG COMPANY  
Elementary School  
Audiences

**tnb** THEATRE NEW BRUNSWICK  
young company

SEASON 2019-2020



STUDY GUIDE

# About TNB Young Company

Since its founding in 1974 by New Brunswick playwright Paul Hanna, the TNB Young Company has been introducing school-age audiences to the magic of live theatre. Each year, the Company travels from one end of the province to the other, from Grand Manan to Campbellton, performing in public schools for students grades 1-12.

For most students, TNB Young Company is their first introduction to live, professionally produced theatre. In many of the smaller communities in which TNB Young Company performs, it is also students' only access to theatre.

All shows are carefully selected for their relevancy, high educational content and themes. They also serve to showcase a host of talented actors, designers and production staff, many of whom are from New Brunswick.

After more than 40 years' experience touring and performing, it is estimated that TNB Young Company have shared the theatre experience with more than 500,000 New Brunswick students.

## Contact us

[youngcompany@tnb.nb.ca](mailto:youngcompany@tnb.nb.ca)

## Questions? Comments?



[theatrenewbrunswick](#)



[@theatrenb](#)



[@tnbyoco](#)



55 Whiting Road, Fredericton, NB, E3B 5Y5  
506.460.1381  
[tnb.nb.ca](http://tnb.nb.ca)

## Contents

- Cast and Creative
- Meet the Cast
- Meet the Creative Team
- Classroom Activities
- Further Reading
- Resources

## The Basics

# Cast & Creative Team

Written by Mark Crawford

---

Directed by  
Alexis Milligan

Featuring  
Michelle Raine, Robbie Lynn and Rebecca Wolfe

Set Designer  
Steve Lucas

Composer & Sound Designer  
Ian Sherwood

Assistant Director  
Sharisse LeBrun

Costume Designer  
Sherry Kinnear

Stage Manager  
Alex Rioux

---

Artistic Director  
Natasha MacLellan

General Manager  
Julie Friddell

Director of Development and Communications  
Matt Carter

Operations Manager  
Joanna Bryson

Production Manager  
Nikki Vigenault

Theatre School Director  
Sharisse LeBrun

Head of Carpentry  
Jamie Atkinson

Head of Props and Scenic Painting  
Elaine Bellefontaine

Head of Wardrobe  
Sherry Kinnear

Props and Paint Assistant  
Billy Doucet

---

## About The Play: Boys, Girls and Other Mythological Creatures

Deep in Simon's basement is a secret world of imagination and adventure – where a young prince can transform into mythological creatures! Simon invites new neighbour Abby to help save a princess in a battle against a fire-breathing dragon. Meanwhile, in reality, Simon's older brother Zach is not so sure about all this dressing up and fairy tale business ... A thoughtful and hilarious new play about our ability to transform!

NOTE: All exercises included in the study guide were created and first used by Harbourfront Centre.

## Supporting Cast

TNB Young Company's 2020 tour is made possible thanks to the generous support of:



On Stage

# Meet the Cast



**Michelle Raine | Actor and Playwright**

Michelle Raine has been a creative-junkie her whole life. She has completed acting training at the Fountain School of Performing Arts and has had the opportunity to work with Luna Sea Theatre, Transitus Creative, Xara Choral Theatre, and other companies to create performances that educate and change the way we think about the world. "I think it's important for everyone to think critically about their own life, what we know and why we know it, and to make sure that we are never living by someone else's script. It is truly an honour to be presenting two shows with Theatre New Brunswick that deal with subject matter that is so personal to me."



**Rebecca Wolfe | Actor**

Rebecca is an emerging actor-dancer and aspiring director-writer. Specializing in devised theatre, she is a recent graduate of Humber College's Theatre Performance Program. Rebecca is the Artistic Producer of Alinea Theatre, which recently premiered her new play, Penny. Direction: Elf The Musical Jr. (Halifax Regional Arts), Zomblet (Asst. Director/Choreographer, The Villains Theatre), Down the Line (Nostos/KiDanCo), The Little Prince (Ryerson YCP). Stage: Penny (Alinea Theatre), PEACE Project (Transitus), Infinity Machine, Sycorax Brood, U.R.U., High Point Fields (Humber Theatre), Four Hours (Alumnae Theatre), The Nutcracker (Symphony Nova Scotia). Film: Diggstown, Trailer Park Boys, Mr. D. A passionate arts educator, Rebecca is overjoyed to be combining her love of acting and working with youth during this tour with TNB!



**Robbie Lynn | Actor**

As an alumni of TNB theatre school, Robbie Lynn is thrilled to return to the rehearsal halls of his youth and tour two shows with Theatre New Brunswick this winter. Last year, he toured two original plays with Calithumpians Theatre Company: Many Hands! and Centennial Sentinel. He loves being on the road and exploring this beautiful province. His favorite role from high school was Freddy Trumper in the underrated musical called Chess. He believes that the arts are for everyone and encourages you to get involved if you're not already. Enjoy the play!

Behind the Scenes

# Meet the Creative Team



## Alexis Milligan | Director

Alexis Milligan is the founding director of Transitus Creative, an interdisciplinary arts organization specializing in Art Communication and public engagement through the arts [transitus.ca](http://transitus.ca). She has been a project partner in knowledge translation and exchange with The Dalhousie University School of Nursing (Palliative Education through Art Communication and Engagement), the Association of Nova Scotia Museums (Touchstones), and with gender consultant Michelle Raine (It's A Girl!).

Alexis is also an acclaimed actor, movement specialist and director with a number of awards and nominations to her name. She is currently in her fourth season as Movement Director at The Shaw Festival in Niagara-on-the-Lake, Ontario. As a noted artistic collaborator she has created choreography and movement for many theatre companies across Canada including Two Planks and a Passion Theatre, Eastern Front Theatre, Mermaid Theatre, Off The Leash Ltd., OneLight Theatre and Theatre Gargantua. Other credits include movement and puppetry director for the sold out run of *The Lion*, *The Witch* and *The Wardrobe* at The Stratford Festival, as well as *En Julefortelling* (A Christmas Carol) with the National Theatre of Norway in Bergen.

She is a recurring guest teacher at NYU Tisch School for the Performing Arts, and has been on the faculty of the Fountain Academy of the Sacred Heart, and Neptune Theatre School. For more information about Alexis and her work please visit her website: [alexismilligan.com](http://alexismilligan.com)



## Steve Lucas | Set Designer

Since 1987 Steve has designed award winning sets and lighting for more than 500 productions of theatre, dance and performance art.

His work has run the gamut, Starting with his design debut at the the Poor Alex with See Bob Run [also Daniel Macivor's Toronto Debut] he has done everything from family Christmas pantos to radical eastern European avant garde. Working in Large venues to Storefronts, from Off Broadway to The woman's washroom at Buddies in Bad times. From Tokyo to St Petersburg to Port Dover.

His work has toured extensively and has been seen all across Canada, the United States, the UK, Europe, Scandinavia, Russia, Australia, and Asia. 25 countries so far!

Steve's work in theatre has mainly been focused on new and original plays; he has designed the world premieres of literally hundreds of shows, many of which have gone on to further acclaim. These include: *2 Pianos 4 Hands*, *Never Swim Alone*, *The Drowsy Chaperone*, *Time After Time: The Chet Baker Project*, *The Ballad of Stompin' Tom, Stag and Doe*, *bloodclaat*, *Revolutions in Therapy*, *7 Important Things*, and *The Drawer Boy*.

## Behind the Scenes

# Meet the Creative Team



**Sherry Kinnear | Costume Designer**

Sherry is the costume designer for the TNB Young Company and TNB Theatre School as well as the Head of Wardrobe for all branches of the company. Sherry most recently designed costumes for *The Boat*, *The Snow Queen*, *A Sunday Affair*, *Marion Bridge*, *Vigil*, *The Drowsy Chaperone*, *The Eighth Fire*, and *The Net*, as well as *Guys & Dolls*, *West Side Story*, *The Wizard of Oz*, *Les Miserables* and has created costumes for *A Christmas Carol*, *Frankenstein*, *Miracle on 34th Street*, *It's a Wonderful Life*, *Little Shop of Horrors*, *Gifts of the Magi*, *The Dollar Woman*, *Treasure Island*, and many other TNB productions over the past ten years.




**Ian Sherwood | Composer and Sound Designer**

Armed with a saxophone, guitar, looping pedal and a voice that won him a Canadian Folk Music Award for contemporary singer of the year, Sherwood has charmed his way across the country and UK with his unique brand of genre-shifting music and stage show. A natural storyteller with a timeless sound, his influences are some of the best folk/pop/country singer-songwriters; from Bruce Springsteen to Tom Waits and Blue Rodeo.



**Alex Rioux | Stage Manager**

Alex Rioux is an emerging theatre artist based in Fredericton who has worked with a multitude of local companies. He recently debuted his first original work *Fruit Machine* as the main stage production at the Notable Acts Theatre Festival. He is also the producer for *The Plain Site Theatre Festival*, a new queer works project that aims to give platforms for aspiring queer artists.



**Sharisse LeBrun | Assistant Director**

Sharisse LeBrun is an educator, director, performer and director of the TNB Theatre School. She has long been involved with the local theatre community with companies including *Theatre St. Thomas*, *Theatre UNB*, *Bard in the Barracks*, *TNB Next Stage*, *Notable Acts*, *Hot Garbage Players* and *Solo Chicken*. After years of attending the theatre school as a student she developed a passion for theatre education and began teaching for many of the junior programs as well as the summer theatre school. Having completed her MA in drama, theatre, and performance studies, she is thrilled to find herself back home teaching and creating with Theatre New Brunswick.

# 1 classroom activities

## Pre-Performance Activities:

### BOYS LIKE, GIRLS LIKE, KIDS LIKE

**Curriculum Connections:** Physical Education and Language Arts

**Purpose:** Gender and identity are important topics in the play. This activity encourages students to explore and discuss gender roles in a critical way. It identifies and aims to distinguish the many gender biases and stereotypes that occur in our society.

**Materials:** large chart paper, markers, sticky notes, scissors, glue/tape.

**Preparation:** On one piece of large chart paper, create a two-circle Venn diagram labeled “Boys Like” on one side and “Girls Like” on the other side. Make sure that the two circles are significantly overlapped. On another piece of chart paper, simply write “Kids Like” at the top. For younger students, prepare multiple sticky notes with one activity or object on each (examples: dolls, cars, dresses, climbing trees, skateboarding, movies, etc.). Ensure that the number of sticky notes you prepare is the same as (or a multiple of) the number of students.

#### Procedure:

- Hand out 1-3 sticky notes to each student. Tell students to write down an object or an activity that boys or girls like. In the case of younger students, these activities will already be written on the sticky notes.
- With the Venn diagram posted at the front of the classroom, have students come to the board and put their sticky notes in the section of the Venn diagram where they believe it should go (example: a student who wrote “dolls” would likely place that under “Girls Like”). Be sure to inform students that the middle of the diagram is for things that both boys and girls like.
- After all sticky notes have been put on the board, facilitate a discussion on each of the sticky notes. For each sticky note on either side of the Venn diagram, ask students if it is possible for the other gender to like that as well (“Can a boy like dolls too?”). Give students examples of how each is possible, pulling examples from the media if possible. The goal at this point is to move all the sticky notes into the middle of the diagram.
- Once all sticky notes are in the center of the diagram, cut out the center of the diagram and glue/tape it to another chart paper that says “Kids Like” at the top. Alternative: simply cross out “Boys Like” and “Girls Like” and write “Kids Like” at the top of the Venn diagram.

# 2

# classroom activities

## Pre-Performance Activities:

### “I AM” POEM

**Curriculum Connections:** Language Arts and Visual Arts

**Purpose:** In the play, the main character Simon is tasked with finding his “true self”. He does this by acting as various mythical creatures until he finds out who he really is. The purpose of this activity is for students to think about who they are and what makes them unique.

**Materials:** Worksheet, writing tools.

#### Procedure:

- Introduce the activity by telling the students that each of them is unique and that we all are special in our own way, just like the characters in “Boys, Girls, and Other Mythological Creatures”.
- Give students the handout and ask them to fill in the blanks to the writing prompts.
- After, ask the students to draw a picture of themselves in the space provided and to decorate the page.
- Ask the students if anyone would like to share their “I Am” poem.
- Display their work in the room as a reminder for students that they are unique.



# 2

# classroom activities

I Am... A Poem by: \_\_\_\_\_

I am \_\_\_\_\_.

My favourite colour is \_\_\_\_\_.

My favourite food is \_\_\_\_\_.

My favourite animal is \_\_\_\_\_.

My favourite activity is \_\_\_\_\_.

My family is made up of \_\_\_\_\_.

I would describe myself as \_\_\_\_\_.

I am \_\_\_\_\_.

# 3 classroom activities

## Post-Performance Activities:

### MY SAFE PLACE

**Curriculum Connections:** Visual Arts, Language Arts and Math

**Purpose:** Everyone should have a place where they feel completely safe. This is a place that should be overflowing with care and acceptance, while being free of judgement and other negative feelings. Simon's safe space is in his basement. This activity helps students think of places where they feel safe, as well as encourage them to think about people with whom they feel safe.

**Materials:** square pieces of paper (see diagram printout), scissors, writing/drawing utensils (pencil crayons, markers, crayons, etc.) **Preparation:** Print out one diagram for each student. For younger students, cut and fold each diagram but do not glue together.

#### **Procedure:**

- Students should brainstorm places where they feel safe (examples: home, bedroom, basement, etc.) and people with whom they feel safe (examples: mom, dad, grandma, best friend). After some time to brainstorm, students should choose three of them to use for the activity.
- Each student should receive a diagram. Each of the three triangles will represent one of their choices in step 1. Students should fill in each triangle with writing and/or drawings that represent that triangle's safe space or person. Make sure students rotate their diagram as they fill out each triangle so that the bottom of their drawing is on the outer edge of the square (this is for the next step).
- After students are finished, glue together as indicated. This will make a triangle-based pyramid that the student can stand up, displaying their safe spaces/people on each side of the 3-dimensional figure. Tell students that the triangle is the strongest geometric 2-D shape, and that their creation should remind them of some of the places and people that make them feel safe and strong.

# 3 classroom activities



# 4

# classroom activities

## Post-Performance Activities:

### MY TRUE SELF COLLAGE

**Curriculum Connections:** Visual Arts and Media Arts

**Purpose:** In the play, Simon discovers his true self. This activity is for students to express their true self in the form of a collage. This activity is designed in a way so that only the individual who makes the collage can truly understand who their true self is. This is so students can feel comfortable with what they put on their collage even if their ideas are private.

**Materials:** computers, printer, Bristol board, glue, scissors, markers, construction paper.


**Preparation:** A computer lab containing a printer should be booked during class time.

#### Procedure:

- Write the following questions on the board (or display on projector):
  - o “What/Who do I love absolutely?”
  - o “What do I consider my greatest accomplishments?”
  - o “What would be my purpose if I knew no one would judge me?”
  - o “If there were no limits to what I could have or could want in my life, what would that be?”
  - o “If I had all the money in the world, what would I do?”
- Give students a moment to think about some of the answers to the above questions. If they would like, students can write down some of their answers.
- Explain to the students that they will be making a collage for their true self that will be based on some of their answers to the above questions. In order for some mystery, tell students that they are only allowed to use pictures on their collage. The only words on their collage should be “My True Self”. This allows students to be open and comfortable putting whatever they desire on their collage.
- Using computers or iPads, give students plenty of time to search and choose pictures to use for their collage. Students should choose 15-20 pictures. Assist students in printing their pictures.
- Once students have all their pictures printed, they can start making their collage. Provide each student with a Bristol board for their collage. Students can make their collage using any of the provided materials.
- Display your students’ collages in your classroom to remind them to be and to love their true selves.

# Further Reading

---




## BunnyBear

by Andrea J. Loney (Author),  
Carmen Saldaña (Illustrator)

Although Bunnybear was born a bear, he feels more like a bunny. He prefers bouncing in the thicket to tramping in the forest, and in his heart he's fluffy and tiny, like a rabbit, instead of burly and loud, like a bear. The other bears don't understand him, and neither do the bunnies. Will Bunnybear ever find a friend who likes him just the way he is?

2017




## From the Stars in the Sky to the Fish in the Sea

by Kai Cheng Thom (Author),  
Kai Yun Ching (Illustrator),  
Wai-Yant Li (Illustrator)

In the magical time between night and day, when both the sun and the moon are in the sky, a child is born in a little blue house on a hill. And Miu Lan is not just any child, but one who can change into any shape they can imagine. The only problem is they can't decide what to be: a boy or a girl? A bird or a fish? A flower or a shooting star? At school, though, they must endure inquisitive looks and difficult questions from the other children, and have trouble finding friends who will accept them for who they are. But they find comfort in the loving arms of their mother, who always offers them a loving refrain.

2017



## Julián Is a Mermaid

by Jessica Love (Author,  
Illustrator)

While riding the subway home from the pool with his abuela one day, Julián notices three women spectacularly dressed up. Their hair billows in brilliant hues, their dresses end in fishtails, and their joy fills the train car. When Julián gets home, daydreaming of the magic he's seen, all he can think about is dressing up just like the ladies in his own fabulous mermaid costume: a butter-yellow curtain for his tail, the fronds of a potted fern for his headdress. But what will Abuela think about the mess he makes — and even more importantly, what will she think about how Julián sees himself? Mesmerizing and full of heart, Jessica Love's author-illustrator debut is a jubilant picture of self-love and a radiant celebration of individuality.

2018

# Resources

Want to learn more? Of course you do!

---



The Province of New Brunswick's Education and Early Childhood Department has a number of resources available online to assist students, teachers and parents/guardians including:

- GSA Guide for Middle and High Schools
- Questions and Answers from Students, Educators and Parents/Guardians
- LGBTQ Role Models and Symbols
- Information and Resources for Educators (K-12)
- Information and Resources for Education Support Services Teams
- Information and Resources for Administrators
- Information and Resources for Parents and Guardians
- Terms and Concepts
- New Brunswick Policies and LGBTQ Resources

Simply search for New Brunswick LGBTQ Inclusive Education Resource to assess.



Trans Student Educational Resources is a youth-led organization dedicated to transforming the educational environment for trans and gender nonconforming students through advocacy and empowerment. In addition to our focus on creating a more trans-friendly education system, our mission is to educate the public and teach trans activists how to be effective organizers. We believe that justice for trans and gender nonconforming youth is contingent on an intersectional framework of activism. Ending oppression is a long-term process that can only be achieved through collaborative action.

[transstudent.org](http://transstudent.org)



Opening young minds to the power of creativity. Proud to support Theatre New Brunswick.

Theatre New Brunswick is one of Canada's oldest and longest running regional theatre companies. Our mission is to create extraordinary theatre that inspires and entertains our audience while celebrating New Brunswick's best theatre content and artists; and to provide outstanding theatre training and performance that educates and awakens the imaginations of our youth and emerging artists.

55 Whiting Road, Fredericton, NB,  
E3B 5Y5  
506.460.1381  
tnb.nb.ca

canada

life

TM